

CALNET

23rd Annual State Championship Horseshow for Riders With Disabilities

“...a great day for riders...”

at the Los Angeles Equestrian Center, Burbank, CA

May 15-16, 2010

(Entries due April 30, 2010)

Class Fees: Free*

(* \$5 fee refunded if ride in class)

Mounted Clinics for Riders and Coaches Friday , May 14, 2010

Western—Karen Avance

English/Dressage—Megan McQueeney

Plus...

- ***Friday Casual Dinner and Games for Your Riding Program***
- ***Sunday – Free Pancake Breakfast for All!***

Show Information

- Entries close:** April 30, 2010
- Fees:** Classes: \$5 per class due with registration and refunded if rider competes in class
Stalls: \$25 for entire show. **Horse arrival after 1 PM Thursday.**
- More Info:** Bryan McQueeney, Show Manager: Cell: 818-378-0963. Email bryan@rideon.org
Sara Jones, Office Manager: 818-512-8481
- Show Office:** CALNET Show Office on show grounds 5/13 to 5/16 818-840-8894
- Hotel:** Glendale Days' Inn. \$75/night for any size of room. Reservations: 800-325-2525.
- Silent Auction Drawing:** We are asking each riding center or individual to bring a silent auction item of at least a \$50 value. Help us make it a great show by contributing a silent auction gift basket. Please ask the parents of your riders to donate a gift basket too!
- Classification of Riders:**
1. Riders must be able to guide and stop their horse. On the Athlete Entry Form enter the number of aides and level of walk, trot or canter.
 2. No cross entries by skill level. Do not enter one athlete in beginning trot for one class and intermediate for another. You may **not** "challenge" a level higher.
- Splitting Classes:** In general, classes with more than 8 entries will be split; four or more riders with the same disability, age or in the same discipline will be classed or ribboned separately.
- Order of Classes:** Up to four arenas are competing at once. Equitation classes run in numbered order. Costume is Saturday at 12:45PM. Futures and Obstacle are "ride at will.". The schedule for Dressage and other classes will be posted.
- Class Notes:** **Equitation:** Start Sat 10 AM with CANTER, Advanced & Intermediate Trot. Lunch break about 12 noon. Continue Sat approx 1:30PM with Beginning Trot and then Walk.
Futures: 2009 same tests as 2005. See tests in this registration package.
Dressage and Futures: An athlete may not enter both. Pick one.
Obstacle: Riders competing on Sunday in Obstacle may NOT enter Saturday Obstacle. Saturday classes will close and be placed at the end of the day's competition.
Open Dressage Classes: CALNET is offering Open dressage classes to all who are interested. They will begin late Sunday morning and continue as needed. All instructors, volunteers and the public may enter open USDF/USA Equestrian classes at \$25/test. (Disabled riders may enter these classes @\$5/ea.)
- Sponsorships:** Sponsorship flyers are available to help you raise money for your participation in the show. This should be especially helpful for individual riders, volunteers and programs that do not have their non-profit status. All money you raise this way will be credited directly to your fees due for the show.

Checklist for a Complete Entry Package

Due by April 30:

- Athlete Entry Forms
- Summary Entry Form
- All fees for classes, stalls, meals
- Liability & Media Release
- Sponsor Checks

Annual State Championship Horse Show for Riders with Disabilities

CALNET Show Schedule - Tentative

April 30	<i>Deadline for all class entries and fees. Reserve your room at Glendale Days' Inn: (800) 325-2525 Or Marriot Burbank Airport: (818) 843-6000</i>
April 30	<i>Program Deadline for recognition, advertising.</i>
Thursday, May 13	<i>Setup LAEC Show Office. Phone/Fax: (818) 840-8894 Deadline for Class Adds. Please get scratches to office ASAP.</i>
	<i>1:00PM Barns open for horse Arrivals</i>
Friday, May 14	<i>By Appt: Riding clinics for riders and coaches 9:00AM to 5 PM School horses in LAEC arenas. 2:00PM to 5 PM Head Coach pick up registration package@ show office. 3:00 to 5PM Obstacle Course Walk through with Judge 5:00PM Head Coach Meeting outside show office 5:30 PM Dinner outside show office</i>
Saturday, May 15	<i>6:00 AM Show grounds open. 8:30 AM Line up Parade. 9:00 AM Parade & Opening Ceremonies. 10:00AM Begin Equitation Canter, Adv & Int Trot, 10:00AM Begin Futures, Obstacle in Equidome 10 AM - 4 PM Silent Auction & Raffle (Saturday Only!)</i>
	<i>12:45PM Costume Class 1:30 PM Continue with Equitation Beg Trot & Walk 2:00PM Judge Barn Decorating Contest 5:00 PM (approx.) Show Day Ends.</i>
Sunday, May 16	<i>6:00 AM Show grounds open. 7AM - 9:30AM Ranger's Pancake Breakfast <u>Free for All! Please rsvp!</u> 8:00 AM Dressage, Showmanship, Obstacle, Driving – exact schedule TBA. 10:00 AM Pole Bending 12 Noon Lunch on your own. 1 PM AWARDS Ceremony</i>

Saturday Class List - May 15, 2010

Judges

Jo Rangus, Equitation
Donna Spencer, Obstacle
Gloria Hamblin, Futures

*Classes will be split where possible for age, disability, English, and western where entries allow.
Ribbons through 8th.*

ClassDivision.....AidesDescription

Equitation

1.....	Unified Equitation - Canter.....	Independent.....	Judged on combined score of disabled athlete and volunteer rider as a team.
2.....	Equitation - Advanced Canter/Lope.....	Independent.....	As for Beg Canter plus figure 8 with simple change, canter as a group.
3.....	Equitation - Challenge Cup Adv. Canter.....	Independent.....	Individual work after group workout.
4.....	Equitation - Intermediate Canter/Lope.....	Independent.....	Same as Beginning only canter as a group (max four at a time)
5.....	Equitation - Beginning Canter/Lope.....	Independent.....	Walk, Trot, Canter/lope in directions, circle, halt. Canter work is one at a time.
6.....	Equitation - Advanced Trot.....	Independent.....	Reverse, circle, halt, sitting & rising trot, diagonals, two-point, trot a figure 8, ride without stirrups.
7.....	Equitation - Intermediate Trot.....	1 Aide.....	Reverse, circle, halt, sitting trot, rising trot
8.....	Equitation - Intermediate Trot.....	Independent.....	"
9.....	Equitation - UPHA Challenge Cup Trot.....	Any Trot Rider.....	Min 12 yrs. Individual work requiring at least Serpentine, extended trot. See UPHA class sheet in reg pack..

(Lunch Break until 1:30pm)

10.....	Equitation - Beginning Trot.....	2 or 3 Aides.....	Reverse, Circle, Halt, Minimal Sitting Trot
11.....	Equitation - Beginning Trot.....	1 Aide.....	"
12.....	Equitation - Beginning Trot.....	Independent.....	"
13.....	Equitation - Walk.....	2 or 3 Aides.....	Reverse, Cones, Halt
14.....	Equitation - Walk.....	0 - 1 Aide.....	"
15.....	Equitation - Walk.....	2 or 3 Aides.....	Reverse, Cones, Halt, Circle
16.....	Equitation - Walk.....	0 - 1 Aide.....	"

Costume

22.....	Costume - Walk (12:45 PM).....	1 Aide Min. req.....	Judged on rider's creativity, use of color, appropriateness; horse may be costumed also.
---------	--------------------------------	----------------------	--

Obstacle

23.....	Obstacle - Walk.....	2 or 3 Aides.....	Obstacles may include: Cones, circles, cavaletti, open mailbox, backing, ring on pole, bridge, barrels, "L"
24.....	Obstacle - Walk.....	1 Aide.....	gate, figure 8, ball through basketball hoop, and.
25.....	Obstacle - Walk.....	Independent.....	questions by the judge.
26.....	Obstacle - Beginning Trot.....	2 or 3 Aides.....	
27.....	Obstacle - Beginning Trot.....	1 Aide.....	
28.....	Obstacle - Beginning Trot.....	Independent.....	
29.....	Obstacle - Intermediate Trot.....	1-2 Aides.....	
30.....	Obstacle - Intermediate Trot.....	Independent.....	
31.....	Obstacle - Advanced Trot.....	Independent.....	
32.....	Obstacle- Advanced Trot for Canter Riders.....	Independent.....	For Canter Level riders at the trot.

Futures

33.....	Futures - Walk.....	2 or 3 Aides.....	See Futures Walk pattern.
34.....	Futures - Walk.....	1 Aide.....	"
35.....	Futures - Walk.....	Independent.....	"
36.....	Futures - Beginning Trot.....	1 or 2 Aides.....	See Futures Trot Test I.
37.....	Futures - Beginning Trot.....	Independent.....	"
38.....	Futures - Intermediate Trot.....	1 or 2 Aides.....	See Futures Trot Test II.
39.....	Futures - Intermediate Trot.....	Independent.....	"
40.....	Futures - Advanced Trot.....	Independent.....	See Futures Trot Test III.

Sunday Class List - May 16, 2010

Judges

Jo Rangus, Showmanship
Joy Rittenhouse, Driving
Donna Spencer, Obstacle
Diane Grant-Schott, Dressage

**Classes will be split where possible for age, disability, English, and western where entries allow.
Ribbons through 8th.**

Showmanship

- 41..... Showmanship- English..... Judged on turnout and way of showing horse.
42..... Showmanship - Western..... " "

Driving

- 43..... Driving Pleasure 2 Aides..... Driving assistant and header
44..... Driving Obstacle 2 Aides..... Cone pattern or similar

Obstacle

- 45..... Obstacle classes will run from 9:00 to 11:00AM.
46..... Obstacle - Walk..... Any
47..... Obstacle - Beginning Trot..... Any
48..... Obstacle - Intermediate Trot..... Any
49..... Obstacle - Advanced Trot..... Any

Pole Bending

- 50..... Pole Bending - Walk 2 or 3 Aides
51..... Pole Bending - Walk 1 Aide
52..... Pole Bending - Walk Independent
53..... Pole Bending - Beg Trot 2 or 3 Aides
54..... Pole Bending - Beg Trot 1 Aide
55..... Pole Bending - Beg Trot Independent
56..... Pole Bending - Intermediate Trot..... 1 Aide
57..... Pole Bending - Intermediate Trot..... Independent
58..... Pole Bending - Adv. Trot..... Independent
59..... Pole Bending - Advanced Trot for Canter Riders..... IndependentFor Canter Level riders at the trot.

Para-Equestrian Dressage

- 60..... FEI Para Equestrian Grade 1 Test of Choice..... IndependentPara-Equestrian Tests available at:
61..... FEI Para Equestrian Grade 2 Test of Choice..... Independentfei.org
62..... FEI Para Equestrian Grade 3 Test of Choice..... Independent
63..... FEI Para Equestrian Grade 4 Test of Choice..... Independent
64..... FEI Para Equestrian Freestyle Test of Choice..... Independent

Open Dressage Classes

- 65..... USDF Intro Test 1 Independent
66..... USDF Intro Test 2 Independent
67..... Training Level Test 1 Independent
68..... Training Level Test 2 Independent
69..... Training Level Test 3 Independent
70..... Training Level Test 4 Independent
71..... First Level Test 1 Independent
72..... First Level Test 2 Independent
73..... First Level Test 3 Independent
74..... First Level Test 4 Independent
75..... Second Level Test of Choice IndependentRider supplies test.
76..... Third Level Test of Choice IndependentRider supplies test.
77..... Fourth Level Test of Choice..... IndependentRider supplies test.
78..... Freestyle Test of Choice..... IndependentRider supplies test.

CALNET SHOW RULES AND GUIDELINES

*Compiled by the Competition Association of the North American Riding for the Handicapped Association from Rules used by CAN, CALNET, ACORD, ASPIRE and USCPAA
Refer to the Entire Body of 1999 U.S. National Rules for greater detail*

The Horse Show Committee is composed of the Show Managers. If deemed appropriate by the Show Committee violations of show rules may result in suspension from the current show and/or future shows. The Horse Show Committee will consider requests for reinstatement from any individual or program which provides evidence of compliance with show standards. The Horse Show Committee will have the discretion to exclude riders, coaches, volunteers, horse or programs based on the following criteria:

- A. Abuse of Horses
 - B. Unauthorized Use of Horses.
 - C. Violation of NARHA Program Safety Guidelines and CALNET Show Rules including but not limited to:
 - i) Failure to wear an ASTM-SEI protective headgear that is approved for horseback riding while mounted or driving; lightweight helmets not approved must meet NARHA lightweight helmet guidelines.
 - ii) Failure to use a safety stirrup, or wear riding boots or hard-soled shoes with a heel.
 - iii) Affixing a rider to the tack or horse.
 - D. Failure to adhere to the directive of the Horse Show Committee or its members acting on its behalf.
 - E. Late reservation for borrowed horse, late entry or late payment fees.
- Management has the right to combine, split or cancel classes and reassign borrowed horses as they see fit.

All Riders must bring their own coach and necessary support personnel or make prior arrangement with the Horse Show Committee.

COACH GUIDELINES

- _ If a tack change is necessary, please notify the Gate prior to the "Class Call".
- _ You must inform the show office of any scratches as soon as you know about them.
- _ Know your riders' schedules. You and your rider are responsible for making your class call.
- _ The Show Committee will stop or hold any class at any time if you notify the ring steward that you have a safety concern.
- _ All coaches, riders and volunteers must understand the rules and guidelines on these two pages and understand that the Show operates under the NARHA Program Safety Guidelines. Copies of these Rules will be available from the Show Manager.
- _ Tack must be well-fitted and conform to each horse and rider's needs. Special adaptive tack may be used as needed provided that no rider shall be attached in anyway to the horse or saddle in accordance with NARHA policy, with the exception of materials that will break away readily and involuntarily; such as, Velcro & rubber bands.
- _ All competitors, coaches, anyone riding a horse, must wear an ASTM-SEI approved helmet with affixed chin strap at all times when mounted or a lightweight helmet meeting NARHA standards. No exceptions.
- _ Any rider, who is unable to post, or unable to sit the trot, should be clearly indicated on the entry form; non-verbal, hearing or sight-impaired riders may choose to wear arm bands during their class for safety purposes.

RED = Visual Impairment

PURPLE = Non-sitting Trot/Jog

GREEN = Non-Verbal

BLUE = Hearing Impairment

YELLOW = Non-posting Trot

_ Classes will be split, combined or canceled at the discretion of the Horse Show Committee.
The Obstacle Trail course will be available in print at the LAEC Friday afternoon. The course will be available for walking/wheeling after 3 PM on Friday

VOLUNTEER GUIDELINES

As we watch our riders in the arena - sometimes confident, sometimes struggling - it is often difficult to remember that aides are in the arena for safety only. The integrity of our competition depends on aides not influencing the rider or the horse. We want you to know just how important you are and how delicate your role is to our riders. We want all riders to succeed, and we want to be fair to everyone. Keep in mind the following:

- Judges will penalize riders receiving unnecessary assistance. Wait for the rider to command the horse. This is perhaps the single most difficult thing for us to do.
- No Head Coach or family member may lead or sidewalk a student or relative without first obtaining permission from the Show Manager.
- Volunteers may caution a rider to “watch your spacing” but they are not allowed to give instructions.
- If spacing is a problem, a rider may direct his or her horse to circle or cut across the arena.
- The lead line must have 8 - 10” of slack. Don’t pull the horse ever - unless safety is an issue. Give the rider all the time he or she needs.
- Riders entered in independent classes may have a safety spotter of their choice in the arena with a lead line just in case for safety issues. This spotter has wide discretion to be as close or as far as he/she feels is appropriate under the circumstances.
- If there are 2 or more aides, the volunteer with the lead line has the responsibility to remain with the horse in the event of a problem. The sidewalker(s) assist the rider.
- If the horse you are working with appears to be upset, you may speak to it and try to calm it. If you feel the horse may disrupt the class, ask the rider to come in off the rail to settle down or if the horse is extremely upset you may ask the judge to be “excused.”
- If your rider is closer than 2 horse lengths from another rider, tell your rider to watch his spacing.
- If you are in over your head or you feel there is a possibly dangerous situation, get backup help before an accident happens. If in doubt, err on the side of caution.

RIDER GUIDELINES & RING ETIQUETTE

- All riders must be able to ask their horse to walk forward, halt and turn right and left without help from leader.
- Riders are expected to maintain proper spacing - if you are closer than 2 horse lengths, circle or cut across the arena.
- At all times and at all gaits, the rider is in control of the horse. The volunteers are there for safety only. The judge will penalize riders who rely on volunteers for advice in the arena or whose volunteers guide the horse or “help” too much.
- In the Warm up arena, ride in the same direction as everyone else; if you do meet another horse, pass left shoulder to left shoulder.
- Faster horses ride closer to the rail; slower traffic should be at least 12 feet off the rail. It is the responsibility of the faster rider to tactfully avoid the slower rider.
- Don’t halt on the rail.
- Mount and dismount outside the arena unless necessary.
- If you have to make adjustments; i.e., stirrup length, go to the center of the arena.
- Sighted riders need to give visually impaired riders the right of way. Visually impaired riders may be arm-banded for safety purposes.
- Outside the arena, **WALK ONLY.**

CALNET FUTURES

Futures is set up for those not yet ready for dressage and those who ride horses not trained in dressage. It is designed to test the rider's horsemanship skills as well as introducing the layout of the dressage arena. Harmony between horse and rider, smoothness of transitions and accuracy are all a part of horsemanship. In Futures the rider is judged, not the horse.

DO NOT ENTER A RIDER IN BOTH FUTURES AND DRESSAGE.

Futures Walk Only Pattern:

A Enter walking down center line
 X Circle right 10 meters (to B & back to X)
 X Circle left 10 meters (to E & back to X)
 X Continue at walk to C
 C Track left
 H Go between H & cone
 H to K Continue weaving cones
 K to F Continue at walk
 FXH Change rein across diagonal at walk
 M half circle Right 10 meters to G
 G Halt & Salute, leave arena at walk

Futures Beginning Trot:

A Enter walking down center line
 X Circle Right 10m (to B & back to X)
 X Circle Left 10m (to E & back to X)
 X Continue at walk to C
 C Track right
 M to F Trot
 F Walk
 F to K Continue at walk
 KXM Change rein across diagonal at walk
 M to H Continue at walk
 H go between H & cone
 H to K Continue weaving cones
 A down centerline to G
 G Halt, Salute. Leave arena at walk

NOTES:

- Halts to be with rider's knee at the letter
- No penalty to rider if pattern is called
- Arena is 20X 40 meters
- Large circle is 20 meters (entire width of arena)
- Roundness of circle is most important
- Rider will enter after judge rings bell. For salute rider should nod to judge and proceed.
- Each ride has a 5 minute time limit
- Cones to be placed opposite H, E, & K, 8ft off the rail
- Judge will be at C

RIDER JUDGED ON:

- Accuracy in performing the figures
- Communication & control of horse
- General Presentation
- Horsemanship

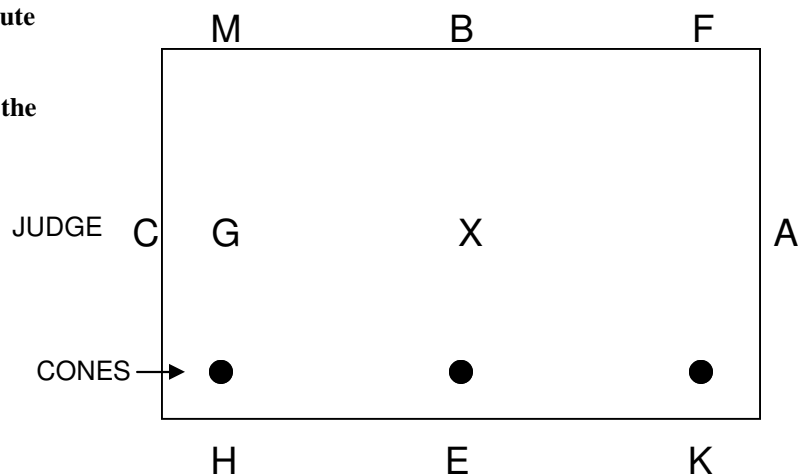
2004 Edition by Amy Sheets & Gloria Hamblin

Futures Intermediate Trot:

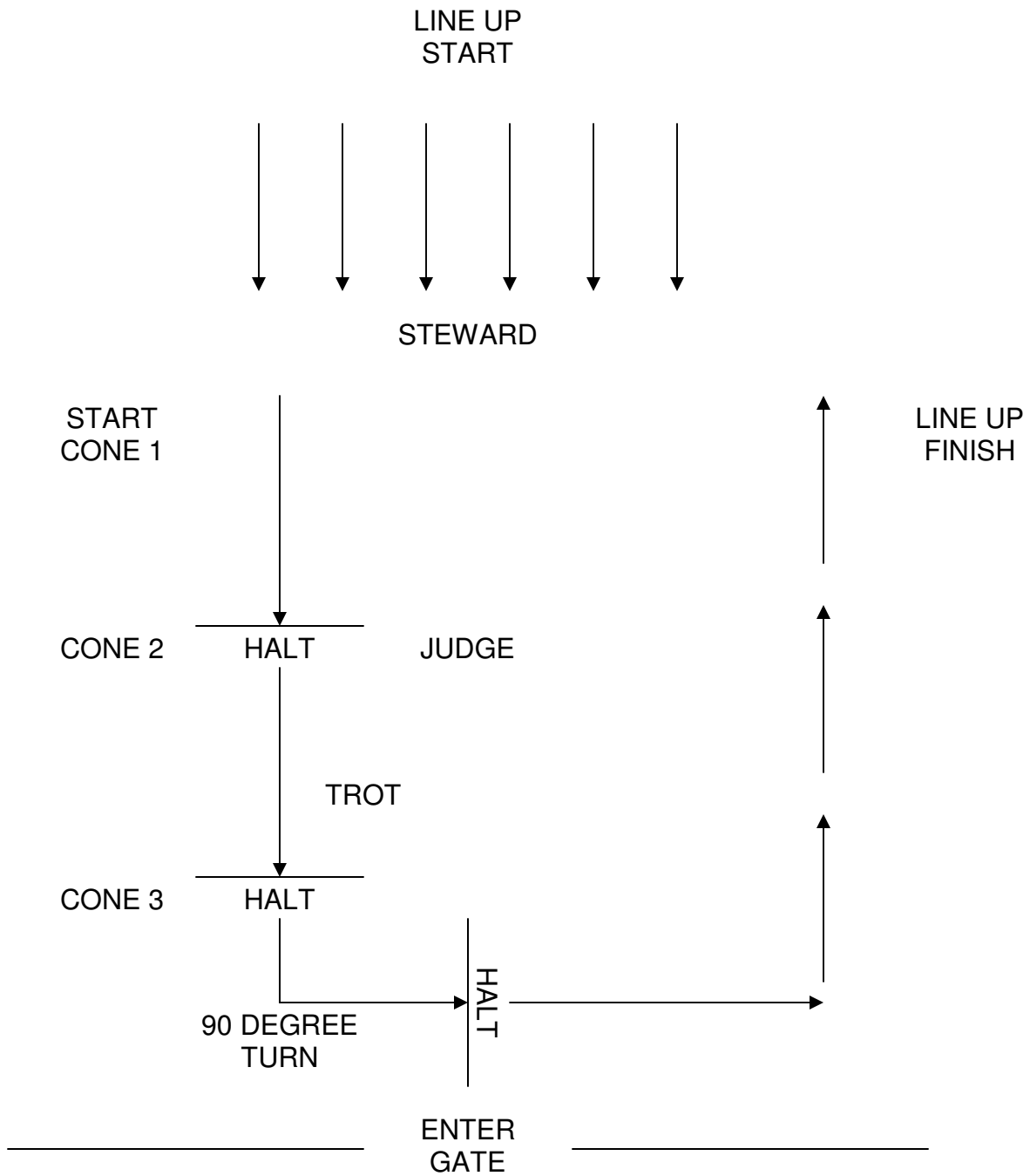
A Enter walking down center line
 X Circle right 10m (to B & back to X)
 X Circle left 10m (to E & back to X)
 X Continue at walk to C
 C Track right
 M to F Trot
 F Walk
 F to K Continue at walk
 K go between K & cone, begin trot
 K to H continue weaving cones t trot
 H Walk
 H to M Continue at walk
 M half circle right 10m to G
 G Halt, Salute. Leave arena at walk

Futures Advanced Trot

A Enter trotting down center line
 C Track left
 CHE Continue trotting
 E Turn left to X (pass cone on either side)
 X Trot and circle left 20m (to C & back to X)
 X Continue trotting & circle right 20m (to A & back to X)
 X Walk
 B Turn right, continue to F
 F Halt 5 seconds, continue at walk
 A Begin trot
 K Go between K and cone
 K to H Continue weaving cones at trot
 H to M Continue at trot
 B turn right
 X turn right down center line
 G Halt, Salute. Leave arena at walk



Showmanship at CALNET



1. Enter, right turn tracking left.
2. Line Up facing Ring Steward as indicated. At Ring Stewards direction:
3. Walk to Judge.
4. Halt at Cone 2. Present horse for inspection.
5. Trot to Cone 3. Halt.
6. Turn Left 90 degrees. Halt again.
7. When dismissed walk and line up head to tail. Watch spacing!

Polebending Rules & Pattern

1. Polebending is a timed event.
2. Each athlete may begin from a walking or running start at their option.
3. The time begins and ends when the horse's nose crosses the start/finish line.
4. Athletes may begin on either side of the poles and then run the pattern accordingly.
5. Failure to follow the course or breaking to a faster gait shall result in the following penalties:
 - First error - 5 second penalty.
 - Second error - 10 second penalty.
 - Third error - 15 second penalty.
6. A 5 second penalty will be assessed for knocking over a pole. Touching a pole is not penalized.
7. The judge, at his/her discretion may disqualify an athlete for excessive use of crop or whip.

Patterns:

Six upright poles shall be placed in a straight line 21 feet apart and 21 feet from the start/finish line.

Walk Pattern (Class 50, 51, 52)

- Walk straight up;
- Walk weave back and walk weave out again;
- Walk straight back.

Beginning Trot Pattern (Class 53, 54, 55)

- Trot straight up;
- Walk weave back and walk weave out again;
- Trot straight back.

Intermediate & Advanced Trot Pattern (Class 56, 57, 58, 59)

- Trot straight up;
- Trot weave back and trot weave out again;
- Trot straight back.

UPHA Exceptional Challenge Cup Class Specifications

The UPHA Challenge Cup was established in 1972 to encourage competition for saddle seat equitation riders throughout the nation. The National Challenge Cup Championship has been held at the American Royal Horse Show in Kansas City, MO since its inception and a Junior Challenge Cup Championship was added in 1979. Since that time more Challenge Cup Competitions have been added including the Exceptional Challenge Cup. CALNET is offering this class as a qualifier for the Exceptional Challenge Cup class to be held by the UPHA later this year at a location to be announced.

1. Open to all English equitation riders 12 years of age and over, with a mental or physical handicap, riding a mare or gelding of any breed.
2. English equipment shall be used (i.e.; hunt seat, dressage or saddle seat). Any form of adaptive equipment necessary for the exhibitor to compete is acceptable as long as they conform with U.S. National rules for competitors with disabilities.
3. It is mandatory that a class having more than twelve (12) entries be divided. If a division is necessary, the recommended split is to divide the entries into separate classes by every other number.
4. To be judged on the rail and in a mandatory individual workout at a walk and trot only. Correct diagonals shall be taken into consideration on the rail, but not in the individual serpentine workout.
5. Judging in all UPHA Exceptional Challenge Cup qualifying classes is based 50% on the rail and 50% on the individual workout.
6. The mandatory workout in all qualifying competitions is: "Trot a serpentine to the opposite end of the ring. Return down either rail at a show/extended trot." Judges are not permitted to alter the mandatory workout in any manner. (For the sake of definition, a serpentine is: "a series of half-circles performed along an imaginary straight line."; a show trot is: "the degree of speed, collection and animation that your horse performs to look it's best."; an extended trot is: "a bold, energetic, balanced and ground covering trot with a definite lengthening of stride resulting in an increase of speed without a sense of racing or straining.")
7. In all qualifying classes, the top four (4) riders MUST be asked to perform the prescribed mandatory individual workout; more may be worked at the judges' discretion.
8. UPHA Exceptional Challenge Cup judging specifications are to be read by the announcer as the riders enter the ring. After the riders have been judged in both directions on the rail they will line up on one side of the ring. At that time the announcer shall read and repeat, twice, the mandatory individual workout.
9. Trophy and eight (8) places shall be awarded with participation ribbons going to the remaining entries in the class. The top six (6) places shall qualify for the National Championship to begin in 2001 at a show designated at a later time.
10. One (1) handler per entry shall be permitted in the ring to facilitate the safety of his/her rider. Handlers shall stand quietly as a group in a designated area of the ring unless their assistance is required and requested by the judge or ring master and in accordance with the U.S. national rules for competitors with disabilities.
11. The UPHA Exceptional Challenge Cup class shall be conducted under the express ruling of the current national governing body in conjunction with the United Professional Horsemen's Association, Inc. (UPHA).

2009 UPHA Challenge Cup Winner: Adria di Maria, Reins

Annual State Championship Horse Show for Riders with Disabilities
Los Angeles Equestrian Center, Burbank, CA

\$75 Show Rate

Glendale Day's Inn
450 W. Pioneer, Glendale CA 91203
(818) 956-0202 or (800) 325-2525
Ask for "HORS" Rate

Directions: Exit Fwy 134 at Pacific Avenue. Turn South on Pacific and then turn left immediately onto Pioneer Drive. Day's Inn is on the right.

This special rate includes single, double, quad, accessible rooms, free parking, restaurant in hotel, lounge, outdoor pool and laundry room. The Day's Inn is only 4.1 miles from the LAEC.

Get your reservations now!

Directions to the Los Angeles Equestrian Center

From the 5 TRAVELING NORTH - Exit at Western Ave. WEST Take Western to Riverside Dr. turn right. Take Riverside Dr to intersection of Main Street. Turn left into LAEC

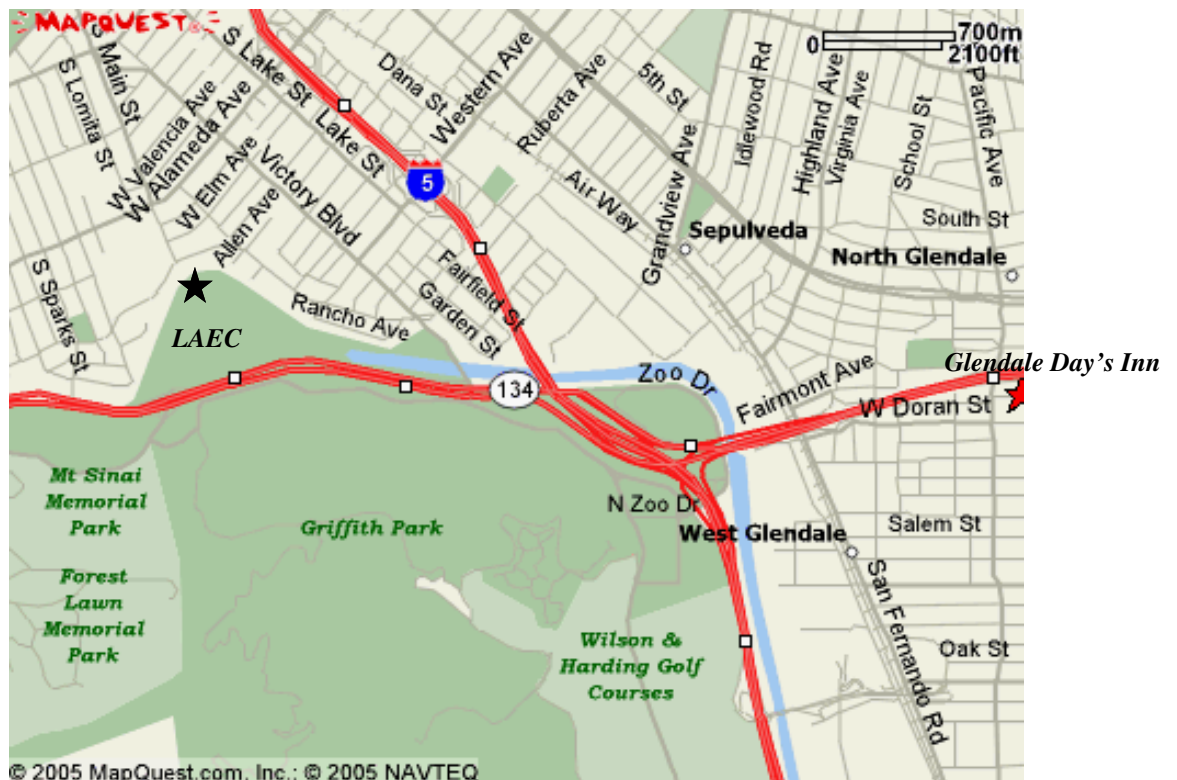
From 5 TRAVELING SOUTH - Exit at Alameda Ave. WEST Take Alameda to Main Street turn left. Take Main Street directly into LAEC

From 101/170 NORTH - exit at Barham turn right. Take Barham over the hill into Burbank and turn right at Riverside Drive. Take Riverside to Main Street turn right into LAEC

From 101/170 SOUTH - take the 134 interchange then follow directions from 134 freeway traveling East

From 134 TRAVELING EAST - exit at Buena Vista Street turn right. Make a left at the light which is Riverside Dr. Take Riverside to Main Street. Turn right into LAEC

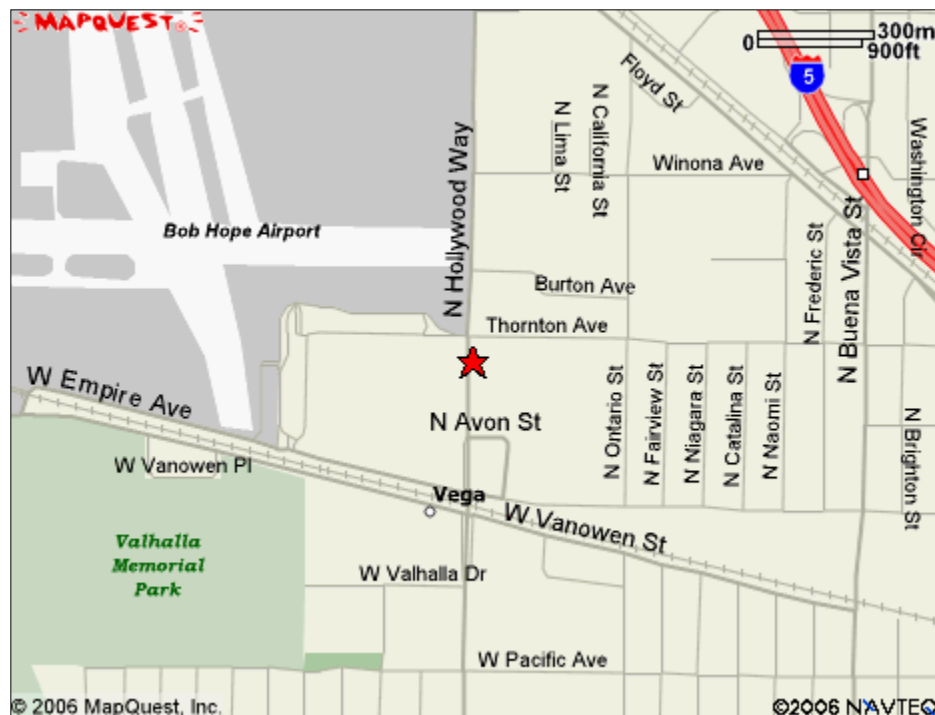
From 134 TRAVELING WEST - exit at Buena Vista Street. At the bottom of ramp take a right onto Riverside Drive. Take Riverside to Main Street and turn right into LAEC.



\$139 Rate

The Burbank Airport Marriott Hotel
2500 Hollywood Way, Burbank, CA 91505
Tel: (818) 843 6000 Fax: (818) 842 -9720

The Burbank Marriott Hotel and Executive Meeting Center offers Southern California travelers a prime setting in the Los Angeles suburb of Burbank. Conveniently located directly east across Hollywood Way from the main entrance to Burbank Airport, on the corner of Hollywood Way and Thornton Avenue.



Annual State Championship Horse Show for Riders with Disabilities
Los Angeles Equestrian Center, Burbank, CA

CALNET State Championship Sponsorship Packages

\$2,500

EVENT SPONSOR

- ◇ Advertisement in program - 2 pages
- ◇ Related signage around LAEC

\$1,000

PROGRAM SPONSOR- sponsor a local program at the show

- ◇ Full page advertisement in program
- ◇ Please specify program that you wish to sponsor _____

\$750

CLINIC SPONSOR- clinics for riders, coaches, judges etc.

- ◇ Full page advertisement in program

\$500

ARENA SPONSOR

- ◇ 1/2 Page advertisement in program

\$250

RIDER SPONSOR

- ◇ 1/4 page advertisement in program
- ◇ Name of rider that you wish to sponsor _____

\$100

VOLUNTEER SPONSOR

- ◇ Name of the volunteer that you wish to sponsor _____

\$50

CLASS SPONSOR

- ◇ Present ribbons, name announced before/after class

\$25

AWARD SPONSOR

- ◇ Name listed in program.

Enclosed is my check made payable to CALNET for
\$ _____

Your Name _____

Company _____

Address _____

City _____ State _____ Zip _____

Phone _____ Fax _____

Please mail to
CALNET ATTN: Bryan McQueeney,
10860 Topanga Canyon Blvd.
Chatsworth, CA 91311
Fax (818) 700-7803
Phone (818) 700-2971

CALNET is a non-profit 501(c)(3) corporation providing quality competition to disabled athletes and continuing education for professionals in therapeutic riding since 1987.

Tax ID: 77-0310100



Release

***This is an important legal document. Please read this carefully.
Fill in the information on the reverse and sign this release in ink.***

Participant's Full Name (please print)

Riding Program (please print)

- Athlete/Rider
- Program Volunteer
- Program Coach
- Horse Owner
- CALNET Show Volunteer
- CALNET Show Staff

I, the undersigned parent and/or legal guardian/conservator of the participant named, or participant if 18 years of age or older (hereafter referred to as the "Participant"), hereby request permission for the Participant to participate in the Annual State Championships for Riders with Disabilities (hereafter referred to as the "CALNET Show").

I understand that there are risks and hazards inherent in handling and riding horses and in participating in the CALNET Show and that the behavior of horses cannot always be predicted or controlled and that participating in the CALNET Show carries with it the risk of serious injury or death to me or my horse. To help minimize the risks associated with my participation in the CALNET Show, I agree to wear a helmet at all times while mounted and to otherwise fully comply with instructions from the Show Committee and the US National Show rules and guidelines, which are incorporated herein by this reference. I represent and warrant to you that the Participant is physically and mentally able to participate in the CALNET Show. I further represent and warrant that, if I am a competing athlete, I have obtained a signed, written medical certificate from a licensed physician certifying there is no medical or physical reason why the Participant cannot participate in mounted equestrian activities such as the CALNET Show and that such certificate has been filed with the riding program named above.

LIABILITY RELEASE:

On behalf of the Participant and myself, I acknowledge that the Participant will voluntarily be using the facilities and participating in the CALNET Show at his/her own risk and assumes all risks associated with such participation. In consideration of the Participant being permitted to participate in the CALNET Show, I, on my own behalf, and on behalf of the Participant, his/her heirs, beneficiaries, administrators, executors, and assigns, do hereby, without reservations, waive, release, acquit and forever discharge the said CALNET Show, all participating Operating Centers, CALNET, the California Network for Equestrian Therapy, Unlimited, the Los Angeles Equestrian Center, the Los Angeles Department of Recreation and Parks, all individual volunteers and the owner of any horses leased or loaned to the Participant for the CALNET Show, Ride On LA, their representatives, officers, agents, sponsors and employees from suits, claims, demands or assertions of liability of any nature whatsoever, for personal injuries, property damage, injury to the incorporeal interests, or other like damages occasioned by, arising from, or otherwise connected with the Participant's participation in said program; and do hereby covenant that no action at law or suit shall ever be brought against the aforementioned representatives, officers, agents, sponsors or employees on account of any matter above set forth.

MEDIA RELEASE:

I understand that the Participant's photograph, voice, or likeness may be used by CALNET, or its licensees. I am specifically granting permission to use the likeness, voice, and words of the Participant in television, radio, films, newspapers, magazines and other media; and in communicating the purposes and activities of this show and in appealing for funds in support of such activities as this group may engage in, without compensations of any kind to the Participant. I also release and authorize the Participant's school, group home, or other organization to release the Participant's name, address, and phone number to this group so that Participant can be kept informed of future activities.

MEDICAL TREATMENT:

In the event of any injury or medical condition experienced by the Participant at the CALNET Show, I am authorizing you to take such measures and arrange for such medical and hospital treatment as you may deem advisable for the health and well-being of the participant. I further agree to pay for such services and to save the CALNET Show, all participating Operating Centers, CALNET, LAEC, their representatives, officers, agents and employees harmless.

AUTOMATIC RENEWAL:

In consideration of the logistical challenges and time constraints involved in renewing releases each year for Participants and Riding Programs alike, this release shall remain in effect, year after year, until specifically revoked in writing and delivered to CALNET. By signing these Releases Participant agrees that CALNET, all Riding Programs involved in the CALNET Show and all entities named in this and future releases, shall be released from liability as if the release had been executed in the year the show takes place.

***I have read the foregoing releases and the attached Show Rules
and agree to be bound by them.***

*(Signature of Participant if 18 years or older.)
if Participant is under 18.)*

(Signature of Conservator, Parent or Guardian

Today's Date

Home Telephone

Home Address

Business Telephone

City

State, Zip

E-mail

***This is an important legal document. Please read this carefully. Fill in the information and sign
this release in ink.***

Class Changes/Scratches

Please fax to (818) 700-7803 or deliver to LAEC Show Office.

Rider Name: _____ Rider No. _____

Operating Center: _____ Coach: _____

Scratch Class #: _____ Class Name: _____

Scratch Class #: _____ Class Name: _____

Add Class #: _____ Class Name: _____

Add Class #: _____ Class Name: _____

Approved: _____ Processed: _____

For Office Use Routing: Database Announcer Clipboards Awards File

Class Changes/Scratches

Please fax to (818) 700-7803 or deliver to LAEC Show Office.

Rider Name: _____ Rider No. _____

Operating Center: _____ Coach: _____

Scratch Class #: _____ Class Name: _____

Scratch Class #: _____ Class Name: _____

Add Class #: _____ Class Name: _____

Add Class #: _____ Class Name: _____

Approved: _____ Processed: _____

For Office Use Routing: Database Announcer Clipboards Awards File

Class Changes/Scratches

Please fax to (818) 700-7803 or deliver to LAEC Show Office.

Rider Name: _____ Rider No. _____

Operating Center: _____ Coach: _____

Scratch Class #: _____ Class Name: _____

Scratch Class #: _____ Class Name: _____

Add Class #: _____ Class Name: _____

Add Class #: _____ Class Name: _____

Approved: _____ Processed: _____

For Office Use Routing: Database Announcer Clipboards Awards File

Summary Entry Form for Programs or Independent Rider

Individual or Group Name: _____

Contact Person: _____

Date and Time of Arrival: _____

Address: _____

City, State, Zip: _____

We will stay at: Glendale Days' Inn Marriott

Phone: _____

(If other please include emergency phone)

Fax: _____

E-Mail: _____

	Number of Riders Entered
	Number of Volunteers Coming
	Number of Instructors/Coaches
	Number of Family/Others Coming

Keep in mind the following:

- **Entries must be received by April 30th.**
- **No entries processed without all fees paid.**
- **Management will split classes by mental, physical ADD, English, Western as entries warrant.**

- We carry liability insurance through Markel
 We carry liability insurance per attached copy

Summary of Fees Due			
Description		Amount	Total
CALNET Class Fees	No of classes entered	_____ x \$5 each	
Open Dressage Classes	Sunday	_____ x \$25 each	
Horse Stalls	No of Stalls - all your horses plus a tack room	_____ x \$25 each	
English Riding Clinic—Friday	Megan McQueeney	_____ x \$35	
Western Riding Clinic—Friday	Karen Avance	_____ x \$35	
RV Space	\$50 per day	_____ x \$50	
Trailer-in	\$10 per day per horse	_____ x \$10	
Horse Arrival before 1PM Thurs	\$25 per stall/per day	_____ x \$25	
Friday Night Dinner	At LAEC	_____ x \$10	
Sunday Pancake Breakfast	By San Fernando Rangers	_____ x FREE	
LESS CREDIT FOR SPONSORSHIPS ENCLOSED		Sponsor Checks Enclosed	
All fees due by April 30th Please make checks payable to CALNET Mail to: 10860 Topanga Cyn. Blvd., Chatsworth CA 91311		Grand Total Enclosed:	